

KEDIA ADVISORY



DAILY BULLION REPORT

7 Nov 2023

- BULLDEX
- GOLD
- SILVER



Kedia Stocks & Commodities Research Pvt. Ltd.

Research Advisory | White Labelling | Digital Marketing



BULDEX SNAPSHOT

Commodity	Expiry	Open	High	Low	Close	% Change
MCXBULLDEX	24-Nov-23	15980.00	16046.00	15980.00	15997.00	-0.31
MCXBULLDEX	22-Dec-23	16054.00	16065.00	16054.00	16060.00	0.22

BULLION SNAPSHOT

Commodity	Expiry	Open	High	Low	Close	% Change
GOLD	5-Dec-23	60847.00	60975.00	60732.00	60770.00	-0.41
GOLD	5-Feb-24	61196.00	61284.00	61070.00	61145.00	-0.36
GOLDMINI	5-Dec-23	60851.00	60980.00	60750.00	60818.00	-0.34
GOLDMINI	5-Jan-24	61217.00	61217.00	60960.00	61014.00	-0.36
SILVER	5-Dec-23	72230.00	72388.00	71815.00	72117.00	-0.19
SILVER	5-Mar-24	73625.00	73887.00	73379.00	73637.00	-0.09
SILVERMINI	30-Nov-23	72231.00	72413.00	71885.00	72161.00	2.47
SILVERMINI	29-Feb-24	73744.00	73950.00	73473.00	73712.00	-1.89

OPEN INTEREST SNAPSHOT

Commodity	Expiry	% Change	% Oi Change	Oi Status
MCXBULLDEX	24-Nov-23	-0.31	3.96	Fresh Selling
MCXBULLDEX	22-Dec-23	0.22	-28.57	Short Covering
GOLD	5-Dec-23	-0.41	-1.44	Long Liquidation
GOLD	5-Feb-24	-0.36	2.98	Fresh Selling
GOLDMINI	5-Dec-23	-0.34	1.24	Fresh Selling
GOLDMINI	5-Jan-24	-0.36	14.85	Fresh Selling
SILVER	5-Dec-23	-0.19	3.16	Fresh Selling
SILVER	5-Mar-24	-0.09	0.71	Fresh Selling
SILVERMINI	30-Nov-23	-0.13	2.47	Fresh Selling
SILVERMINI	29-Feb-24	-0.07	-1.89	Long Liquidation

INTERNATIONAL BULLION SNAPSHOT

Commodity	Open	High	Low	Close	% Change
Gold \$	1988.58	1993.17	1975.86	1976.79	-0.63
Silver \$	23.14	23.26	22.94	22.95	-0.78

RATIOS

Ratio	Price	Ratio	Price	Ratio	Price
Gold / Silver Ratio	84.27	Silver / Crudeoil Ratio	10.57	Gold / Copper Ratio	85.15
Gold / Crudeoil Ratio	8.90	Silver / Copper Ratio	101.05	Crudeoil / Copper Ratio	9.56

Important levels for Jewellery/Bullion Dealers



Booking Price for Sellers	Booking Price for Buyers
61080.00	60460.00
61290.00	60250.00



Booking Price for Sellers	Booking Price for Buyers
72837.00	71397.00
73597.00	70637.00



Booking Price for Sellers	Booking Price for Buyers
83.40	83.04
83.62	82.82




Booking Price for Sellers	Booking Price for Buyers
1988.80	1963.50
2001.70	1950.60



Booking Price for Sellers	Booking Price for Buyers
23.37	22.55
23.68	22.24

Click here for download Kedia Advisory **Special Research Reports**



Technical Snapshot

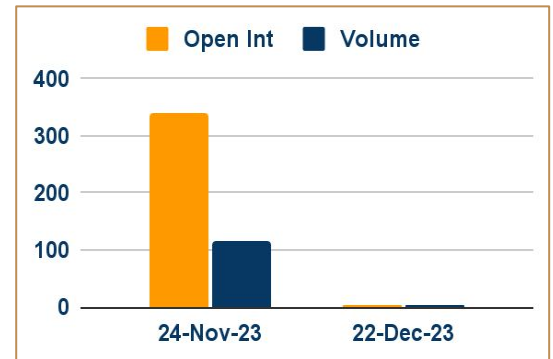


SELL GOLD DEC @ 61000 SL 61250 TGT 60700-60500. MCX

Observations

- Gold trading range for the day is 60580-61070.
- Gold slightly lower following a slight uptick in U.S. Treasury yields
- Investors took stock of the latest developments in the Middle East
- Investors looked ahead to a speech by Fed Chair Jerome Powell later this week for more clarity on the interest rate outlook
- Physical gold dealers in India offered discounts for a fourth consecutive week

OI & Volume



Spread

GOLD FEB-DEC	375.00
GOLDMINI JAN-DEC	196.00

Trading Levels

Commodity	Expiry	Close	R2	R1	PP	S1	S2
GOLD	5-Dec-23	60770.00	61070.00	60920.00	60825.00	60675.00	60580.00
GOLD	5-Feb-24	61145.00	61380.00	61260.00	61165.00	61045.00	60950.00
GOLDMINI	5-Dec-23	60818.00	61080.00	60950.00	60850.00	60720.00	60620.00
GOLDMINI	5-Jan-24	61014.00	61320.00	61170.00	61065.00	60915.00	60810.00
Gold \$		1976.79	1999.31	1988.14	1982.00	1970.83	1964.69

Technical Snapshot



SELL SILVER DEC @ 72500 SL 73200 TGT 71500-70800. MCX

Observations

Silver trading range for the day is 71530-72680.

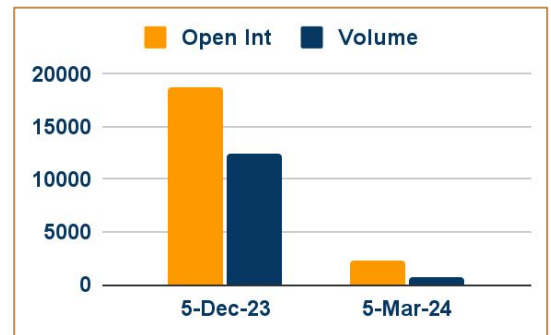
Silver stabilized as traders weighed the latest economic data and geopolitical risks.

Weak US jobs figures sparked optimism that the Federal Reserve might have concluded its tightening cycle

The safe-haven premium associated with Israel-Hamas was washing out, there being no significant escalation in the conflict.

Investors now look ahead to the appearances of several Fed officials this week, including that of a Federal Reserve Chair Jerome Powell

OI & Volume



Spread

SILVER MAR-DEC	1520.00
SILVERMINI FEB-NOV	1551.00

Trading Levels

Commodity	Expiry	Close	R2	R1	PP	S1	S2
SILVER	5-Dec-23	72117.00	72680.00	72395.00	72105.00	71820.00	71530.00
SILVER	5-Mar-24	73637.00	74140.00	73890.00	73635.00	73385.00	73130.00
SILVERMINI	30-Nov-23	72161.00	72685.00	72425.00	72155.00	71895.00	71625.00
SILVERMINI	29-Feb-24	73712.00	74185.00	73945.00	73710.00	73470.00	73235.00
Silver \$		22.95	23.37	23.16	23.05	22.84	22.73

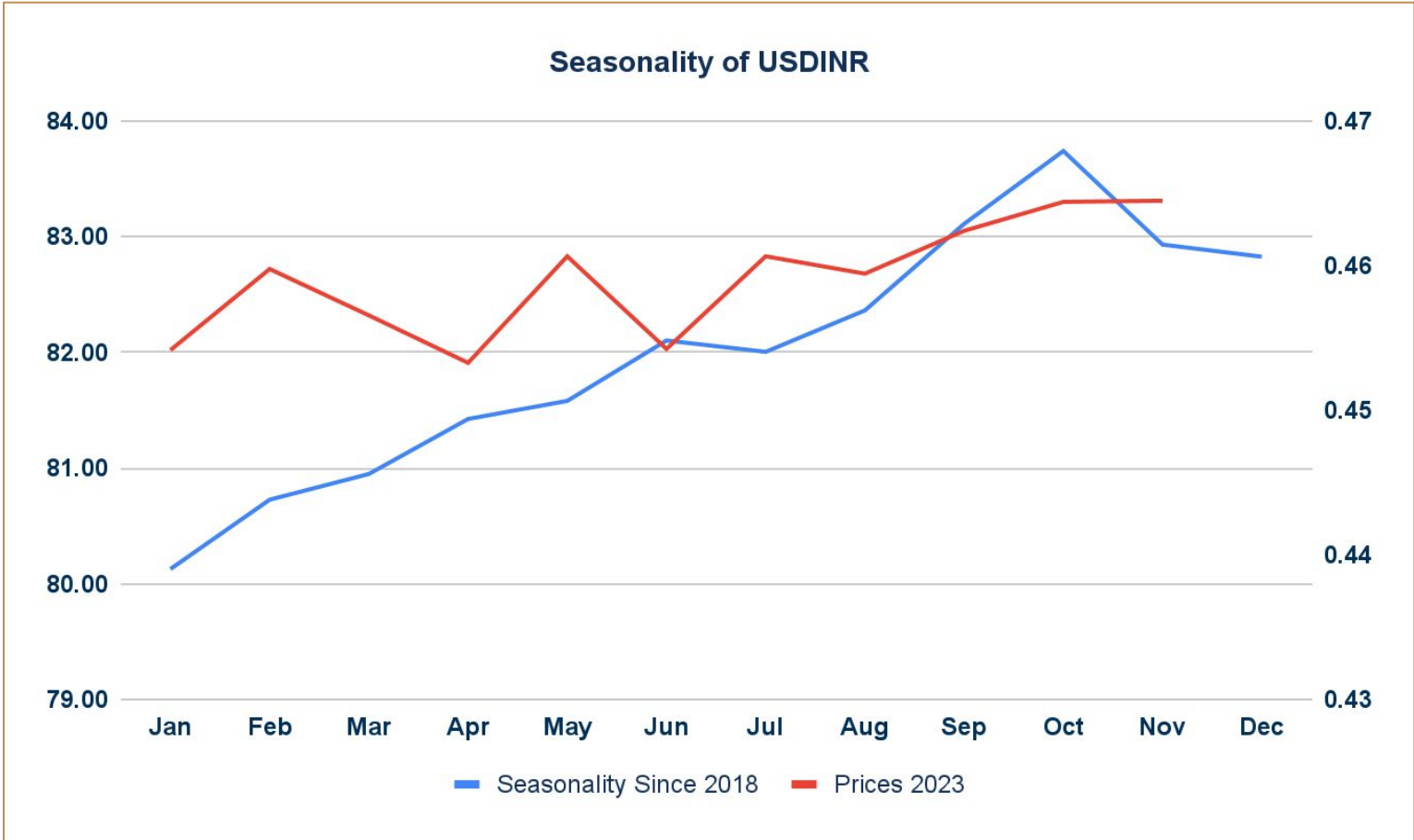
Gold slightly lower following a slight uptick in U.S. Treasury yields, as investors took stock of the latest developments in the Middle East and looked ahead to a speech by Fed Chair Jerome Powell later this week for more clarity on the interest rate outlook. Many Federal Reserve policymakers including Fed Chair Jerome Powell, and officials from the BoE and ECB are due to speak this week as investors await more clarity on the outlook for rates.

Asia Gold: Elevated local prices dent retail demand in India - Physical gold dealers in India offered discounts for a fourth consecutive week as consumers shied away from making purchases due to higher domestic prices, while top consumer China also saw muted demand. In India, dealers offered a discount of up to \$9 an ounce over official domestic prices, up from last week's discount of \$5. In China, premiums over global spot prices were quoted at \$25-\$40 per ounce, little changed from last week. High prices could dampen demand in India during peak festival season and lead to the lowest purchase volumes in three years, the World Gold Council (WGC) said.

China's Jan Sept gold consumption climbs over 7% on rising investment interest - China's gold consumption in the first three quarters of 2023 climbed 7.32% from a year earlier on increasing demand amid economic recovery, the China Gold Association said. Consumption of the precious metal in the world's largest consumer totaled 835.07 metric tons in the January-September period, with over 66%, or 552.04 tons, in gold jewellery, a rise of 5.72% year-on-year. The rising pace of consumption of gold jewellery slowed down in the third quarter as buyers preferred to take a watchful stance amid lingering high gold prices, according to the association. The People's Bank of China continued to buy gold in September for the eleventh month in a row, increasing its reserves to 2191.55 tons by the end of the third quarter.

China's gold imports via Hong Kong rebounded in August from the previous month, data showed on Tuesday, with the issuance of fresh quotas to local banks likely to boost shipments into the world's top gold consumer. Net imports stood at 39.023 metric tons in August, up 51.4% from the previous month, Hong Kong Census and Statistics Department data showed. That was still below the 68.227 tons reported a year earlier. Total gold imports via Hong Kong were up 49.6% on a monthly basis at 45.237 tons, but lower than 71.855 tons in August 2022. Official data showed that the People's Bank of China extended its streak of central bank gold purchases to a tenth straight month at end-August.





Date	Curr.	Data
Nov 6	EUR	German Factory Orders m/m
Nov 6	EUR	Spanish Services PMI
Nov 6	EUR	Italian Services PMI
Nov 6	EUR	French Final Services PMI
Nov 6	EUR	German Final Services PMI
Nov 6	EUR	Final Services PMI
Nov 6	EUR	Sentix Investor Confidence
Nov 7	EUR	Industrial Production m/m
Nov 7	EUR	PPI m/m
Nov 7	USD	Trade Balance
Nov 7	USD	FOMC Member Barr Speaks
Nov 8	USD	FOMC Member Logan Speaks
Nov 8	USD	Consumer Credit m/m

Date	Curr.	Data
Nov 8	EUR	Italian Retail Sales m/m
Nov 8	EUR	Eurogroup Meetings
Nov 8	EUR	Retail Sales m/m
Nov 8	EUR	German 10-y Bond Auction
Nov 8	USD	Final Wholesale Inventories m/m
Nov 8	USD	10-y Bond Auction
Nov 9	EUR	ECB Economic Bulletin
Nov 9	USD	Unemployment Claims
Nov 9	EUR	ECB President Lagarde Speaks
Nov 9	USD	30-y Bond Auction
Nov 10	USD	Fed Chair Powell Speaks
Nov 10	EUR	Italian Industrial Production m/m
Nov 10	USD	FOMC Member Logan Speaks



DISCLAIMER

KEDIA ADVISORY

This Report is prepared and distributed by Kedia Stocks & Commodities Research Pvt Ltd. Our SEBI REGISTRATION NUMBER - INH000006156. for information purposes only. The recommendations, if any, made herein are expressions of views and/or opinions and should not be deemed or construed to be neither advice for the purpose of purchase or sale through KSCRPL nor any solicitation or offering of any investment /trading opportunity. These information/opinions/ views are not meant to serve as a professional investment guide for the readers. No action is solicited based upon the information provided herein. Recipients of this Report should rely on information/data arising out of their own investigations. Readers are advised to seek independent professional advice and arrive at an informed trading/investment decision before executing any trades or making any investments. This Report has been prepared on the basis of publicly available information, internally developed data and other sources believed by KSCRPL to be reliable. KSCRPL or its directors, employees, affiliates or representatives do not assume any responsibility for or warrant the accuracy, completeness, adequacy and reliability of such information/opinions/ views. While due care has been taken to ensure that the disclosures and opinions given are fair and reasonable, none of the directors, employees, affiliates or representatives of KSCRPL shall be liable for any direct, indirect, special, incidental, consequential, punitive or exemplary damages, including lost profits arising in any way whatsoever from the information/opinions/views contained in this Report. The possession, circulation and/or distribution of this Report may be restricted or regulated in certain jurisdictions by appropriate laws. No action has been or will be taken by KSCRPL in any jurisdiction (other than India), where any action for such purpose (s) is required. Accordingly, this Report shall not be possessed, circulated and/ or distributed in any such country or jurisdiction unless such action is in compliance with all applicable laws and regulations of such country or jurisdiction. KSCRPL requires such a recipient to inform himself about and to observe any restrictions at his own expense, without any liability to KSCRPL. Any dispute arising out of this Report shall be subject to the exclusive jurisdiction of the Courts in India.

KEDIA ADVISORY

KEDIA STOCKS & COMMODITIES RESEARCH PVT LTD

Mumbai, India

SEBI REGISTRATION NUMBER - INH000006156

For more details, please contact: +91 93234 06035 / 96195 51022

Email: info@kediaadvisory.com

Regd.Off.: 1, 2, 3 & 4, 1st Floor, Tulip Bldg, Flower Valley Complex, Khadakpada Circle,
Kalyan-(W), Mumbai-421301